

Features

- High power handle capability up to 1W
- Wide band operation
- High isolation within operational band
- Low Insertion loss
- Low temperature coefficient material offer stable performance over temperature
- LMDS multi-carrier operation
- High peak to average handle capability
- All specifications can be modified upon request



Parameters		Min.	Typ.	Max.	Min.	Typ.	Max.	Units
Frequency Range		DC		18	18		27	GHz
Insertion Loss			14.5	15		14.5	15	dB
Isolation			10.5			11		dB
Input VSWR			1.3	1.5		1.5	1.6	: 1
Output VSWR			1.8	2.5		2.0	2.5	: 1
Amplitude Imbalance			±0.3	±0.4		±0.5	±0.5	dB
Phase Imbalance			±3	±5		±4	±6	Deg
Power Rating	Forward Power	1						W
	Peak Power	10 (10% Duty Cycle, 1 us Pulse Width)						W
Impedance		50						Ohms
Weight		1.6 Max						Ounces
Input / Output Connectors		SMA-Female						
Material		Aluminum						
Finish		Nickel Plated						

Environmental Specifications

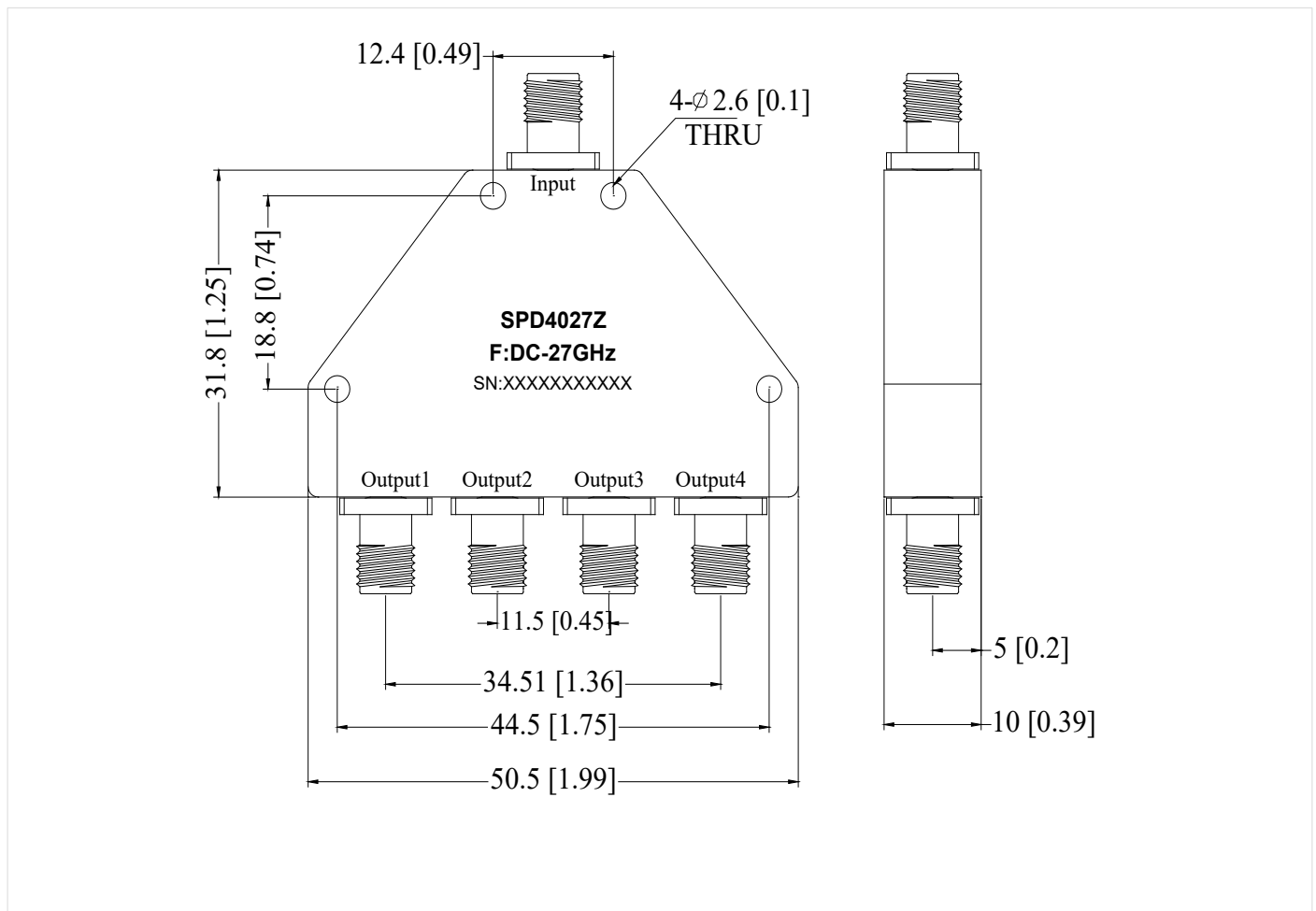
Operational Temperature	-40°C~+85°C
Storage Temperature	-50°C~+105°C
Altitude	30,000 ft. (Epoxy Sealed Controlled environment)
	60,000 ft. 1.0psi min (Hermetically Sealed Un-controlled environment) (Optional)
Vibration	25gRMS (15 degrees 2KHz) endurance, 1 hour per axis
Humidity	100% RH at 35°C, 95%RH at 40°C
Shock	20G for 11msec half sine wave,3 axis both directions

Outline Drawing:

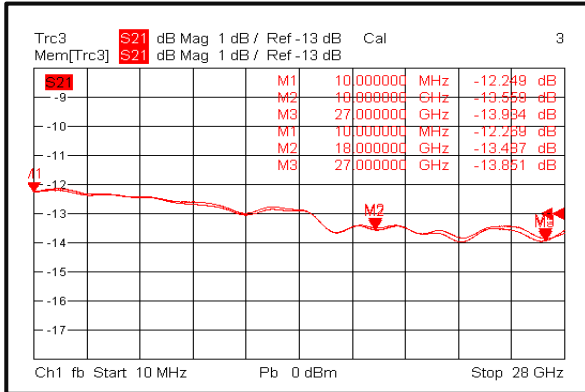
All Dimensions in mm (inches)

Outline Tolerances ±0.25(0.01)

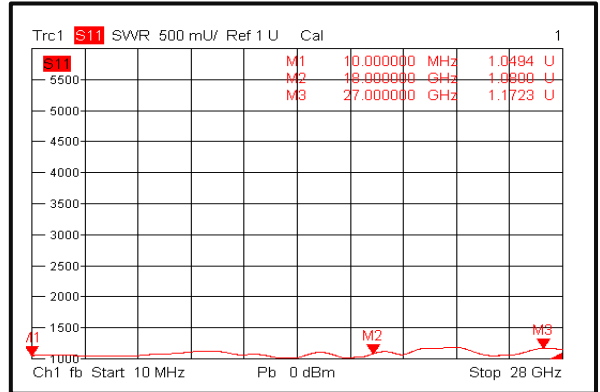
Mounting Holes Tolerances ±0.1(0.004)



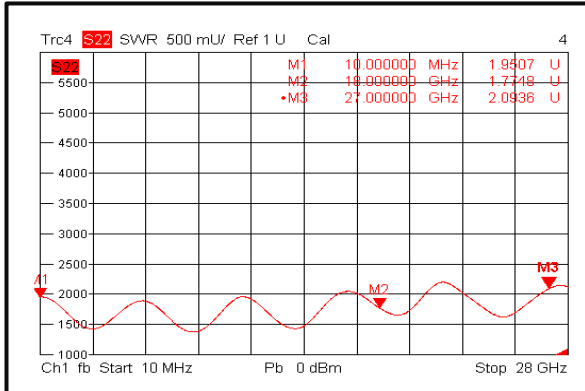
Loss & Amplitude Imbalance



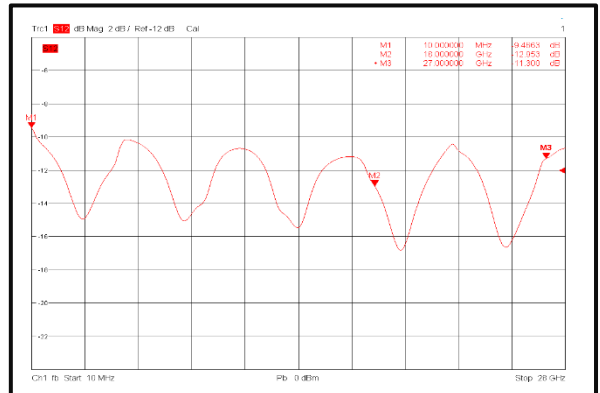
Input VSWR



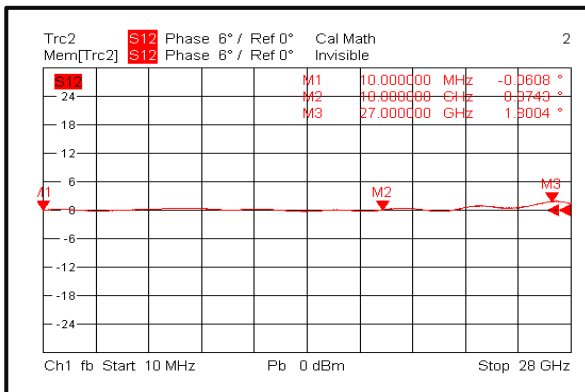
Output VSWR



Isolation



Phase Imbalance



SALUKI TECHNOLOGY INC and its affiliates reserve the right to make changes to the product(s) or information contained herein without notice. Visit www.salukitec.com for additional data sheets and product information.